




TECHNISCHE UNIVERSITÄT CHEMNITZ

Michael Weise

A note on the second derivatives of  
rHCT basis functions

CSC/14-04



Chemnitz Scientific Computing  
Preprints

**Impressum:**

**Chemnitz Scientific Computing Preprints** — ISSN 1864-0087

(1995–2005: Preprintreihe des Chemnitzer SFB393)

**Herausgeber:**

Professuren für  
Numerische und Angewandte Mathematik  
an der Fakultät für Mathematik  
der Technischen Universität Chemnitz

**Postanschrift:**

TU Chemnitz, Fakultät für Mathematik  
09107 Chemnitz

**Sitz:**

Reichenhainer Str. 41, 09126 Chemnitz

<http://www.tu-chemnitz.de/mathematik/csc/>



**TECHNISCHE UNIVERSITÄT CHEMNITZ**  
Chemnitz Scientific Computing  
Preprints

Michael Weise

A note on the second derivatives of  
rHCT basis functions

CSC/14-04

**Abstract**

We consider reduced Hsieh-Clough-Tocher basis functions with respect to a splitting into subtriangles at the barycenter of the original triangular element. This article gives a proof that the second derivatives of those functions, which in general may jump at the subtriangle boundaries, do not jump at the barycenter.

# Contents

<b>1</b>	<b>Introduction</b>	<b>1</b>
<b>2</b>	<b>Shape functions</b>	<b>1</b>
<b>3</b>	<b>Transformation of second derivatives</b>	<b>4</b>
<b>4</b>	<b>Second derivatives at the barycenter</b>	<b>6</b>

Author's addresses:

Michael Weise  
TU Chemnitz, Fakultät für Mathematik  
09107 Chemnitz, Germany

<http://www.tu-chemnitz.de/mathematik/>

# 1 Introduction

Some relevant problems such as the biharmonic problem or the plate problem can be described by a partial differential equation of fourth order. The weak formulation of any such problem features functions from the Sobolev space  $H^2$ . Thus, the functions themselves as well as their first and second generalised derivatives have to be square-integrable over the considered domain. The natural approach to solving such problems numerically by the finite element method is to use conforming finite elements. This means that the FE basis functions belong to a finite-dimensional subspace of the appropriate space  $H^2$ . This is fulfilled for FE basis functions which are globally  $C^1$ -continuous.

One example of  $C^1$ -continuous elements is the reduced Hsieh–Clough–Tocher (rHCT) element, which goes back to [1]. It is a triangular element with piecewise cubic shape functions defined on three subtriangles. The shape functions are constructed in such a way that the resulting global basis functions are  $C^1$ -continuous. The element uses the values of the function and both first derivatives at all three vertices as degrees of freedom, which sums up to 9 in total. Global  $C^1$ -continuity is achieved by inner  $C^1$ -continuity and the condition that the restriction of any shape function to any element edge has to be linear. The splitting into three subtriangles may be based on an arbitrary interior point. For simplicity we only consider the barycenter of the whole element as splitting point, which is also the most popular choice in the literature.

The goal of this article is to show the following remarkable property. While the second derivatives of rHCT shape functions based on a barycenter splitting may jump across internal edges, they do not jump at the barycenter of the element. We suppose that this property also holds at an arbitrary splitting point, but we have not checked if this is actually true. Only the proof for the barycenter is given in the course of the article.

Our practical motivation for this article comes from remarks 7.10 and 7.11 in [3]. The above property was used there to get rid of nodal jump terms in the construction of an a posteriori error estimator for rHCT elements for plate and laminate problems, but no proof was given.

## 2 Shape functions

There exist several approaches to the definition of rHCT shape functions. They all lead to the same functions eventually; only the formulations differ. We consider the method given in [2], which was also the basis for the implementation used in [3]. The construction of shape functions from [2] is recapitulated in this section.

Consider a split of the original triangle  $T$  with the vertices

$$a_j = [x_j, y_j]^\top, \quad j = 1, 2, 3$$

based on the barycenter

$$a_b = [x_b, y_b]^\top := \frac{1}{3}(a_1 + a_2 + a_3).$$

Shape functions that belong to node  $a_j$  of the triangle  $T$  are written as a row vector

$$\Psi_j(a) = [\psi_j^{(0)}(a), \psi_j^{(1)}(a), \psi_j^{(2)}(a)]$$

and the full vector of all shape functions takes the form

$$\Psi(a) = [\Psi_1(a), \Psi_2(a), \Psi_3(a)]$$

at an arbitrary point  $a = [x, y]^\top$ . Shape functions with superscript (0) are related to the function value at the respective node and those with superscripts (1) and (2) are related to the function derivative with respect to  $x$  and  $y$  at the respective node.

In order to shorten the following expressions we introduce some abbreviations which will be used throughout the article. We use  $x_{i,j}$  and  $y_{i,j}$  to denote  $x_i - x_j$  and  $y_i - y_j$ , respectively. This implies  $x_{i,j} = -x_{j,i}$  and  $y_{i,j} = -y_{j,i}$ . Furthermore, all indices  $k, k-1, k+1$  run from 1 to 3 and  $k \pm 1$  is always understood implicitly as

$$k \pm 1 \mapsto ((k \pm 1 - 1) \bmod 3) + 1$$

to stay in the admissible index set  $\{1, 2, 3\}$ . Formulas that use  $k$  as an index are valid for  $k = 1, 2, 3$ .

The outer edges of the element are denoted by  $E_k$  and the inner edges by  $f_k$ . Their orientation is as given in Figure 1, which leads to the formulas

$$E_k = \begin{bmatrix} x_{k-1,k+1} \\ y_{k-1,k+1} \end{bmatrix} \quad \text{and} \quad f_k = \begin{bmatrix} x_{k,b} \\ y_{k,b} \end{bmatrix}.$$

We define normals of the outer edges with the same length by

$$N_k = \begin{bmatrix} -y_{k-1,k+1} \\ x_{k-1,k+1} \end{bmatrix}.$$

The subtriangle containing  $E_k$  is denoted  $T_k$ . The Jacobians of the mappings from the reference triangle to the three subtriangles, confer also section 3, are

$$\underline{J}_k = \begin{bmatrix} x_{k+1,b} & x_{k-1,b} \\ y_{k+1,b} & y_{k-1,b} \end{bmatrix}.$$

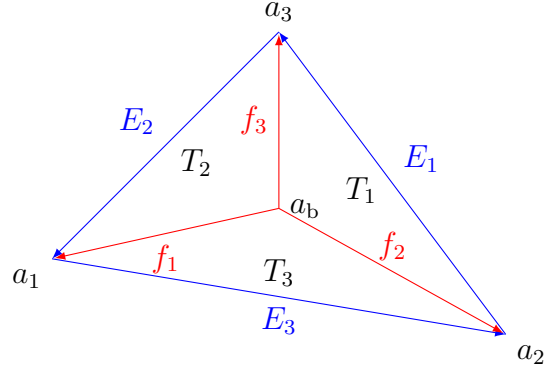


Figure 1: Triangle  $T$  with splitting at the barycenter

Their determinants

$$\mu = \det \underline{J}_k = x_{k+1,b}y_{k-1,b} - x_{k-1,b}y_{k+1,b}$$

are equal due to the use of the barycenter as the splitting point.

The final shape functions are constructed to fulfil three propositions.

1. The functions  $\Psi$  are cubic polynomials in each subtriangle, are continuous within  $T$ , and fulfil

$$\begin{aligned} \Psi_j(a_i) &= [1, 0, 0] \delta_{ij} \\ \nabla \Psi_j(a_i) &= \begin{bmatrix} 0 & 1 & 0 \\ 0 & 0 & 1 \end{bmatrix} \delta_{ij} \quad \forall i, j = 1, 2, 3 \end{aligned}$$

with the Kronecker delta

$$\delta_{ij} = \begin{cases} 1 & i = j, \\ 0 & i \neq j. \end{cases}$$

2. The normal derivatives of all functions are linear along outer element edges with respect to the local line coordinate.
3. The functions are  $C^1$ -continuous inside  $T$ .

The final shape functions are defined with the help of basic functions and some transformations in order to assure the above propositions. We shortly repeat the results here, the whole derivation can be found in [2].

The formulas for all shape functions on subtriangle  $T_k$  read

$$\begin{aligned} \Psi_k|_{T_k} &= \hat{\Phi}_0 \underline{H}_k \underline{M}_k, \\ \Psi_{k+1}|_{T_k} &= \hat{\Phi}_1 \underline{H}_k + \hat{\beta} (b_k^{k+1})^\top + \hat{\Phi}_0 \underline{H}_k \underline{M}_{k+1}, \\ \Psi_{k-1}|_{T_k} &= \hat{\Phi}_2 \underline{H}_k + \hat{\beta} (b_k^{k-1})^\top + \hat{\Phi}_0 \underline{H}_k \underline{M}_{k-1} \end{aligned} \tag{1}$$

with the basic functions

$$\begin{aligned}
\hat{\Phi}_0(\hat{a}) &= (1 - \hat{x} - \hat{y})^2 [1 + 2\hat{x} + 2\hat{y}, \hat{x}, \hat{y}], \\
\hat{\Phi}_1(\hat{a}) &= \hat{x}^2 [3 - 2\hat{x}, \hat{x} - 1, \hat{y}], \\
\hat{\Phi}_2(\hat{a}) &= \hat{y}^2 [3 - 2\hat{y}, \hat{x}, \hat{y} - 1], \\
\hat{\beta}(\hat{a}) &= \hat{x}\hat{y}(1 - \hat{x} - \hat{y})
\end{aligned} \tag{2}$$

given on the reference triangle

$$\hat{T} = \{[\hat{x}, \hat{y}]^\top \in \mathbb{R}^2 : \hat{x} \geq 0, \hat{y} \geq 0, \hat{x} + \hat{y} \leq 1\} \tag{3}$$

and the auxiliary terms

$$\begin{aligned}
\underline{H}_k &= \begin{bmatrix} 1 & 0 & 0 \\ 0 & \underline{J}_k^\top \\ 0 & & \end{bmatrix} = \begin{bmatrix} 1 & 0 & 0 \\ 0 & x_{k+1,b} & y_{k+1,b} \\ 0 & x_{k-1,b} & y_{k-1,b} \end{bmatrix} = \begin{bmatrix} 1 & 0 & 0 \\ 0 & f_{k+1}^\top \\ 0 & f_{k-1}^\top \end{bmatrix}, \\
b_k^{k+1} &= \frac{1}{|E_k|^2} \begin{bmatrix} 6E_k^\top f_{k-1} \\ 3\mu N_k + 2|E_k|^2 f_{k-1} \end{bmatrix}, \\
b_k^{k-1} &= \frac{1}{|E_k|^2} \begin{bmatrix} -6E_k^\top f_{k+1} \\ 3\mu N_k + 2|E_k|^2 f_{k+1} \end{bmatrix}, \\
c^k &= \begin{bmatrix} 6 \\ -2f_k \end{bmatrix}, \\
\underline{S} &= -6 \begin{bmatrix} 3 & f_1^\top \\ 3 & f_2^\top \\ 3 & f_3^\top \end{bmatrix} = -6 \begin{bmatrix} 3 & x_{1,b} & y_{1,b} \\ 3 & x_{2,b} & y_{2,b} \\ 3 & x_{3,b} & y_{3,b} \end{bmatrix}, \\
\underline{S}^{-1} &= -\frac{1}{54\mu} \begin{bmatrix} \mu & \mu & \mu \\ 3y_{2,3} & 3y_{3,1} & 3y_{1,2} \\ 3x_{3,2} & 3x_{1,3} & 3x_{2,1} \end{bmatrix} = -\frac{1}{54} \begin{bmatrix} 1 & 1 & 1 \\ \frac{3}{\mu} N_1 & \frac{3}{\mu} N_2 & \frac{3}{\mu} N_3 \end{bmatrix}, \\
\underline{T}_k &= e_{k-1}(b_{k+1}^k)^\top + e_{k+1}(b_{k-1}^k)^\top + e_k(b_{k+1}^k + b_{k-1}^k + c^k)^\top, \\
\underline{M}_k &= -\underline{S}^{-1}\underline{T}_k.
\end{aligned}$$

The  $e_j$  in the formula for  $\underline{T}_k$  denote the  $j$ -th unit vectors with  $(e_j)_i = \delta_{ij}$ .

### 3 Transformation of second derivatives

The shape functions (1) are formulated with the help of the basic functions (2), which are given on the reference triangle (3). Each of the three subtriangles is mapped to the reference triangle by an affine linear mapping like illustrated in



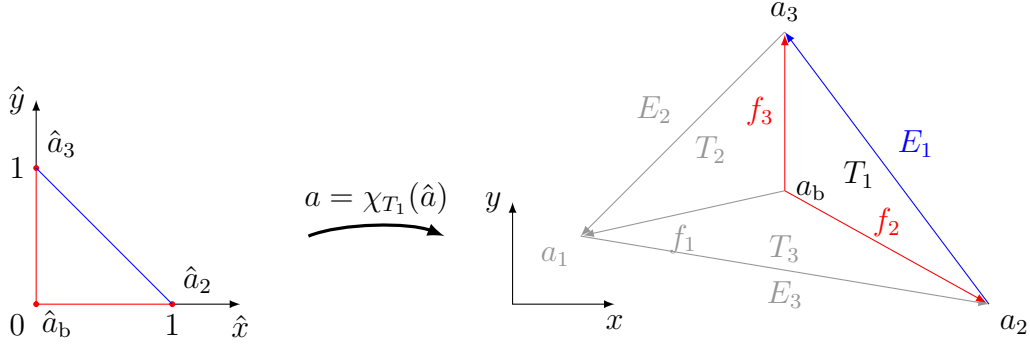


Figure 2: Mapping between the reference triangle and  $T_1$

Figure 2. Inner edges are mapped to the axes of the reference triangle. This can be formulated as

$$a = \chi_{T_k}(\hat{a}) = \underline{J}_k \hat{a} + a_b, \quad \hat{a} = \hat{\chi}_{T_k}(a) = \chi_{T_k}^{-1}(a) = \underline{J}_k^{-1}(a - a_b) \quad \text{for } a \in T_k$$

with the Jacobian

$$\underline{J}_k = [f_{k+1} \quad f_{k-1}] = \begin{bmatrix} x_{k+1,b} & x_{k-1,b} \\ y_{k+1,b} & y_{k-1,b} \end{bmatrix}$$

associated with the subtriangle  $T_k$ .

The derivatives with respect to the coordinates  $x$  and  $y$  can be obtained from the derivatives with respect to the master coordinates  $\hat{x}$  and  $\hat{y}$  via a simple transformation. It can be written for the second derivatives as

$$(D_2 \Psi|_{T_k})(\hat{a}) = \underline{F}_k (\hat{D}_2 \Psi|_{T_k})(\hat{a}). \quad (4)$$

with the matrix differential operators

$$\hat{D}_2 = \left[ \frac{\partial^2}{\partial \hat{x}^2}, \frac{\partial^2}{\partial \hat{x} \partial \hat{y}}, \frac{\partial^2}{\partial \hat{y}^2} \right]^\top, \quad D_2 = \left[ \frac{\partial^2}{\partial x^2}, \frac{\partial^2}{\partial x \partial y}, \frac{\partial^2}{\partial y^2} \right]^\top$$

and an appropriate transformation matrix  $\underline{F}_k$ . The transformation matrix takes the form

$$\begin{aligned} \underline{F}_k &= \frac{1}{\mu^2} \begin{bmatrix} (\underline{J}_k)_{22}^2 & -2(\underline{J}_k)_{21}(\underline{J}_k)_{22} & (\underline{J}_k)_{21}^2 \\ -(\underline{J}_k)_{12}(\underline{J}_k)_{22} & (\underline{J}_k)_{12}(\underline{J}_k)_{21} + (\underline{J}_k)_{11}(\underline{J}_k)_{22} & -(\underline{J}_k)_{11}(\underline{J}_k)_{21} \\ (\underline{J}_k)_{12}^2 & -2(\underline{J}_k)_{11}(\underline{J}_k)_{12} & (\underline{J}_k)_{11}^2 \end{bmatrix} \\ &= \frac{1}{\mu^2} \begin{bmatrix} y_{k-1,b}^2 & -2y_{k-1,b}y_{k+1,b} & y_{k+1,b}^2 \\ -x_{k-1,b}y_{k-1,b} & x_{k+1,b}y_{k-1,b} + x_{k-1,b}y_{k+1,b} & -x_{k+1,b}y_{k+1,b} \\ x_{k-1,b}^2 & -2x_{k-1,b}x_{k+1,b} & x_{k+1,b}^2 \end{bmatrix} \end{aligned}$$

as shown in section 8.3 of [3].

## 4 Second derivatives at the barycenter

The barycenter of the complete triangle has the master coordinates  $\hat{a}_b = [0, 0]^\top$  for all three subtriangles. Our hypothesis that the second derivatives of the shape functions do not jump at the barycenter therefore reads

$$(D_2\Psi|_{T_1})(\hat{a}_b) = (D_2\Psi|_{T_2})(\hat{a}_b) = (D_2\Psi|_{T_3})(\hat{a}_b).$$

This is a comparison of  $3 \times 9$  values evaluated on 3 subelements, which gives 81 values which are to be shown as being 3 same sets of 27 values per set. After splitting the vector  $\Psi$  into the vertex related parts  $\Psi_1, \Psi_2, \Psi_3$ , one can use (1) (reformulated such that now the index of  $\Psi_*$  is constant and the index of  $T_*$  varies) and (4) to write

$$\begin{aligned} \underline{A} &:= (D_2\Psi_k|_{T_k})(\hat{a}_b) = \underline{F}_k (\hat{D}_2\Psi_k|_{T_k})(\hat{a}_b) = \underline{F}_k (\hat{D}_2\hat{\Phi}_0)(\hat{a}_b) \underline{H}_k \underline{M}_k, \\ \underline{B} &:= (D_2\Psi_k|_{T_{k+1}})(\hat{a}_b) = \underline{F}_{k+1} (\hat{D}_2\Psi_k|_{T_{k+1}})(\hat{a}_b) \\ &= \underline{F}_{k+1} (\hat{D}_2\hat{\Phi}_2)(\hat{a}_b) \underline{H}_{k+1} + \underline{F}_{k+1} (\hat{D}_2\hat{\beta})(\hat{a}_b) (b_{k+1}^k)^\top + \underline{F}_{k+1} (\hat{D}_2\hat{\Phi}_0)(\hat{a}_b) \underline{H}_{k+1} \underline{M}_k, \\ \underline{C} &:= (D_2\Psi_k|_{T_{k-1}})(\hat{a}_b) = \underline{F}_{k-1} (\hat{D}_2\Psi_k|_{T_{k-1}})(\hat{a}_b) \\ &= \underline{F}_{k-1} (\hat{D}_2\hat{\Phi}_1)(\hat{a}_b) \underline{H}_{k-1} + \underline{F}_{k-1} (\hat{D}_2\hat{\beta})(\hat{a}_b) (b_{k-1}^k)^\top + \underline{F}_{k-1} (\hat{D}_2\hat{\Phi}_0)(\hat{a}_b) \underline{H}_{k-1} \underline{M}_k \end{aligned}$$

for any fixed  $k$  from 1 to 3. It remains to show  $\underline{A} = \underline{B} = \underline{C}$ ; this is done in the following by evaluating all necessary terms.

The second master derivatives of all basic functions at the barycenter are

$$\begin{aligned} (\hat{D}_2\hat{\Phi}_0)(\hat{a}_b) &= \begin{bmatrix} -6 & -4 & 0 \\ -6 & -2 & -2 \\ -6 & 0 & -4 \end{bmatrix}, & (\hat{D}_2\hat{\Phi}_1)(\hat{a}_b) &= \begin{bmatrix} 6 & -2 & 0 \\ 0 & 0 & 0 \\ 0 & 0 & 0 \end{bmatrix}, \\ (\hat{D}_2\hat{\Phi}_2)(\hat{a}_b) &= \begin{bmatrix} 0 & 0 & 0 \\ 0 & 0 & 0 \\ 6 & 0 & -2 \end{bmatrix}, & (\hat{D}_2\hat{\beta})(\hat{a}_b) &= \begin{bmatrix} 0 \\ 1 \\ 0 \end{bmatrix}. \end{aligned}$$

This yields

$$\begin{aligned} \underline{F}_k (\hat{D}_2\hat{\Phi}_1)(\hat{a}_b) &= \frac{1}{\mu^2} \begin{bmatrix} 6y_{k-1,b}^2 & -2y_{k-1,b}^2 & 0 \\ -6x_{k-1,b}y_{k-1,b} & 2x_{k-1,b}y_{k-1,b} & 0 \\ 6x_{k-1,b}^2 & -2x_{k-1,b}^2 & 0 \end{bmatrix}, \\ \underline{F}_k (\hat{D}_2\hat{\Phi}_2)(\hat{a}_b) &= \frac{1}{\mu^2} \begin{bmatrix} 6y_{k+1,b}^2 & 0 & -2y_{k+1,b}^2 \\ -6x_{k+1,b}y_{k+1,b} & 0 & 2x_{k+1,b}y_{k+1,b} \\ 6x_{k+1,b}^2 & 0 & -2x_{k+1,b}^2 \end{bmatrix}, \\ \underline{F}_k (\hat{D}_2\hat{\beta})(\hat{a}_b) &= \frac{1}{\mu^2} \begin{bmatrix} -2y_{k-1,b}y_{k+1,b} \\ x_{k+1,b}y_{k-1,b} + x_{k-1,b}y_{k+1,b} \\ -2x_{k-1,b}x_{k+1,b} \end{bmatrix}, \end{aligned}$$

and

$$\begin{aligned}
& \underline{F}_k(\hat{D}_2\hat{\Phi}_0)(\hat{a}_b) \\
&= \frac{1}{\mu^2} \begin{bmatrix} -6(y_{k-1,b}-y_{k+1,b})^2 & -4y_{k-1,b}^2+4y_{k+1,b}y_{k-1,b} & \cdots \\ 6(x_{k-1,b}-x_{k+1,b})(y_{k-1,b}-y_{k+1,b}) & 4x_{k-1,b}y_{k-1,b}-2(x_{k-1,b}y_{k+1,b}+x_{k+1,b}y_{k-1,b}) & \cdots \\ -6(x_{k-1,b}-x_{k+1,b})^2 & -4x_{k-1,b}^2+4x_{k+1,b}x_{k-1,b} & \cdots \\ & 4y_{k+1,b}y_{k-1,b}-4y_{k+1,b}^2 & \\ & 4x_{k+1,b}y_{k+1,b}-2(x_{k-1,b}y_{k+1,b}+x_{k+1,b}y_{k-1,b}) & \\ & 4x_{k+1,b}x_{k-1,b}-4x_{k+1,b}^2 & \end{bmatrix} \\
&= \frac{1}{\mu^2} \begin{bmatrix} -6y_{k-1,k+1}^2 & -4y_{k-1,b}y_{k-1,k+1} & 4y_{k+1,b}y_{k-1,k+1} \\ 6x_{k-1,k+1}y_{k-1,k+1} & 2x_{k-1,b}y_{k-1,k+1}+2x_{k-1,k+1}y_{k-1,b} & -2x_{k+1,b}y_{k-1,k+1}-2x_{k-1,k+1}y_{k+1,b} \\ -6x_{k-1,k+1}^2 & -4x_{k-1,b}x_{k-1,k+1} & 4x_{k+1,b}x_{k-1,k+1} \end{bmatrix}.
\end{aligned}$$

For the next steps we recall

$$\mu = x_{k+1,b}y_{k-1,b} - x_{k-1,b}y_{k+1,b} \quad \text{and} \quad \underline{H}_k = \begin{bmatrix} 1 & 0 & 0 \\ 0 & x_{k+1,b} & y_{k+1,b} \\ 0 & x_{k-1,b} & y_{k-1,b} \end{bmatrix} = \begin{bmatrix} 1 & 0 & 0 \\ 0 & f_{k+1}^\top \\ 0 & f_{k-1}^\top \end{bmatrix}.$$

This yields

$$\begin{aligned}
\underline{F}_k(\hat{D}_2\hat{\Phi}_0)(\hat{a}_b)\underline{H}_k &= \frac{1}{\mu^2} \begin{bmatrix} -6y_{k-1,k+1}^2 & -4\mu y_{k-1,k+1} & 0 \\ 6x_{k-1,k+1}y_{k-1,k+1} & 2\mu x_{k-1,k+1} & -2\mu y_{k-1,k+1} \\ -6x_{k-1,k+1}^2 & 0 & 4\mu x_{k-1,k+1} \end{bmatrix}, \\
\underline{F}_{k+1}(\hat{D}_2\hat{\Phi}_2)(\hat{a}_b)\underline{H}_{k+1} &= \frac{1}{\mu^2} \begin{bmatrix} 6y_{k-1,b}^2 & -2y_{k-1,b}f_{k,b}^\top \\ -6x_{k-1,b}y_{k-1,b} & 2x_{k-1,b}y_{k-1,b}f_{k,b}^\top \\ 6x_{k-1,b}^2 & -2x_{k-1,b}f_{k,b}^\top \end{bmatrix} \\
&= \frac{1}{\mu^2} \begin{bmatrix} y_{k-1,b}^2 \\ -x_{k-1,b}y_{k-1,b} \\ x_{k-1,b}^2 \end{bmatrix} (c^k)^\top, \\
\underline{F}_{k-1}(\hat{D}_2\hat{\Phi}_1)(\hat{a}_b)\underline{H}_{k-1} &= \frac{1}{\mu^2} \begin{bmatrix} 6y_{k+1,b}^2 & -2y_{k+1,b}f_{k,b}^\top \\ -6x_{k+1,b}y_{k+1,b} & 2x_{k+1,b}y_{k+1,b}f_{k,b}^\top \\ 6x_{k+1,b}^2 & -2x_{k+1,b}f_{k,b}^\top \end{bmatrix} \\
&= \frac{1}{\mu^2} \begin{bmatrix} y_{k+1,b}^2 \\ -x_{k+1,b}y_{k+1,b} \\ x_{k+1,b}^2 \end{bmatrix} (c^k)^\top, \\
\underline{F}_{k+1}(\hat{D}_2\hat{\beta})(\hat{a}_b)(b_{k+1}^k)^\top &= \frac{1}{\mu^2} \begin{bmatrix} -2y_{k,b}y_{k-1,b} \\ x_{k-1,b}y_{k,b} + x_{k,b}y_{k-1,b} \\ -2x_{k,b}x_{k-1,b} \end{bmatrix} (b_{k+1}^k)^\top, \\
\underline{F}_{k-1}(\hat{D}_2\hat{\beta})(\hat{a}_b)(b_{k-1}^k)^\top &= \frac{1}{\mu^2} \begin{bmatrix} -2y_{k+1,b}y_{k,b} \\ x_{k,b}y_{k+1,b} + x_{k+1,b}y_{k,b} \\ -2x_{k+1,b}x_{k,b} \end{bmatrix} (b_{k-1}^k)^\top.
\end{aligned}$$

Next we use  $N_k + N_{k+1} + N_{k-1} = 0$  to reformulate  $\underline{M}_k$  as

$$\begin{aligned}
\underline{M}_k &= -\underline{S}^{-1}\underline{T}_k \\
&= \frac{1}{54} \begin{bmatrix} 1 & 1 & 1 \\ \frac{3}{\mu}N_1 & \frac{3}{\mu}N_2 & \frac{3}{\mu}N_3 \end{bmatrix} \left( e_{k-1}(b_{k+1}^k)^\top + e_{k+1}(b_{k-1}^k)^\top + e_k(b_{k+1}^k + b_{k-1}^k + c^k)^\top \right) \\
&= \frac{1}{54} \begin{bmatrix} (c^k + 2b_{k+1}^k + 2b_{k-1}^k)^\top \\ \frac{3}{\mu} \left( N_k(c^k + b_{k+1}^k + b_{k-1}^k)^\top + N_{k+1}(b_{k-1}^k)^\top + N_{k-1}(b_{k+1}^k)^\top \right) \end{bmatrix} \\
&= \frac{1}{54} \begin{bmatrix} (c^k + 2b_{k+1}^k + 2b_{k-1}^k)^\top \\ \frac{3}{\mu} \left( N_k(c^k)^\top - N_{k+1}(b_{k+1}^k)^\top - N_{k-1}(b_{k-1}^k)^\top \right) \end{bmatrix}.
\end{aligned}$$

With these intermediate results, we are now ready to formulate the rows of  $\underline{A}$ ,  $\underline{B}$ , and  $\underline{C}$  as linear combinations of the row vectors  $(c^k)^\top$ ,  $(b_{k+1}^k)^\top$ , and  $(b_{k-1}^k)^\top$ . Denote the  $i$ -th row of  $\underline{A}$  by  $A_i$ , for  $\underline{B}$  and  $\underline{C}$  respectively.

We first consider  $A_{1:}$ ,  $B_{1:}$ , and  $C_{1:}$  and get

$$\begin{aligned}
A_{1:} &= \left( \underline{F}_k (\hat{D}_2 \hat{\Phi}_0)(\hat{a}_b) \underline{H}_k \underline{M}_k \right)_{1:} \\
&= \frac{1}{54\mu^2} \left( -6y_{k-1,k+1}^2 (c^k + 2b_{k+1}^k + 2b_{k-1}^k)^\top \right. \\
&\quad \left. - 12y_{k-1,k+1}(-y_{k-1,k+1}c^k + y_{k,k-1}b_{k+1}^k + y_{k+1,k}b_{k-1}^k)^\top \right) \\
&= \frac{1}{9\mu^2} y_{k-1,k+1} \left( y_{k-1,k+1}c^k + 2y_{k+1,k}b_{k+1}^k + 2y_{k,k-1}b_{k-1}^k \right)^\top, \\
B_{1:} &= \left( \underline{F}_{k+1} (\hat{D}_2 \hat{\Phi}_2)(\hat{a}_b) \underline{H}_{k+1} + \underline{F}_{k+1} (\hat{D}_2 \hat{\beta})(\hat{a}_b)(b_{k+1}^k)^\top \right. \\
&\quad \left. + \underline{F}_{k+1} (\hat{D}_2 \hat{\Phi}_0)(\hat{a}_b) \underline{H}_{k+1} \underline{M}_k \right)_{1:} \\
&= \frac{1}{\mu^2} y_{k-1,b}^2 (c^k)^\top - \frac{2}{\mu^2} y_{k-1,b} y_{k,b} (b_{k+1}^k)^\top \\
&\quad + \frac{1}{54\mu^2} \left( -6y_{k,k-1}^2 (c^k + 2b_{k+1}^k + 2b_{k-1}^k) \right. \\
&\quad \left. - 12y_{k,k-1}(-y_{k-1,k+1}c^k + y_{k,k-1}b_{k+1}^k + y_{k+1,k}b_{k-1}^k)^\top \right)^\top \\
&= \frac{1}{9\mu^2} \left( (9y_{k-1,b}^2 - y_{k,k-1}^2 + 2y_{k,k-1}y_{k-1,k+1})c^k \right. \\
&\quad \left. + (-18y_{k-1,b}y_{k,b} - 4y_{k,k-1}^2)b_{k+1}^k \right. \\
&\quad \left. + (-2y_{k,k-1}^2 - 2y_{k,k-1}y_{k+1,k})b_{k-1}^k \right)^\top, \\
C_{1:} &= \left( \underline{F}_{k-1} (\hat{D}_2 \hat{\Phi}_1)(\hat{a}_b) \underline{H}_{k-1} + \underline{F}_{k-1} (\hat{D}_2 \hat{\beta})(\hat{a}_b)(b_{k-1}^k)^\top \right. \\
&\quad \left. + \underline{F}_{k-1} (\hat{D}_2 \hat{\Phi}_0)(\hat{a}_b) \underline{H}_{k-1} \underline{M}_k \right)_{1:} \\
&= \frac{1}{\mu^2} y_{k+1,b}^2 (c^k)^\top - \frac{2}{\mu^2} y_{k,b} y_{k+1,b} (b_{k-1}^k)^\top \\
&\quad + \frac{1}{54\mu^2} \left( -6y_{k+1,k}^2 (c^k + 2b_{k+1}^k + 2b_{k-1}^k) \right. \\
&\quad \left. - 12y_{k+1,k}(-y_{k-1,k+1}c^k + y_{k,k-1}b_{k+1}^k + y_{k+1,k}b_{k-1}^k)^\top \right)^\top
\end{aligned}$$

$$\begin{aligned}
&= \frac{1}{9\mu^2} \left( (9y_{k+1,b}^2 - y_{k+1,k}^2 + 2y_{k+1,k}y_{k-1,k+1})c^k \right. \\
&\quad + (-2y_{k+1,k}^2 - 2y_{k+1,k}y_{k,k-1})b_{k+1}^k \\
&\quad \left. + (-18y_{k,b}y_{k+1,b} - 4y_{k+1,k}^2)b_{k-1}^k \right)^\top.
\end{aligned}$$

The definition of  $\hat{a}_b$  as barycenter yields

$$\begin{aligned}
y_{k,b} &= y_k - y_b = y_k - \frac{1}{3}(y_k + y_{k+1} + y_{k-1}) = \frac{2}{3}y_k - \frac{1}{3}y_{k+1} - \frac{1}{3}y_{k-1} \\
&= \frac{1}{3}(y_{k,k+1} + y_{k,k-1}).
\end{aligned}$$

We consider the coefficients of  $(c^k)^\top$ ,  $(b_{k+1}^k)^\top$ , and  $(b_{k-1}^k)^\top$  in  $B_1$ . without the common factor of  $1/(9\mu^2)$  with the help of the above formula and get

$$\begin{aligned}
&9y_{k-1,b}^2 - y_{k-1,k}^2 + 2y_{k-1,k}y_{k-1,k+1} \\
&= (y_{k-1,k} + y_{k-1,k+1})^2 - y_{k-1,k}^2 + 2y_{k-1,k}y_{k-1,k+1} \\
&= y_{k-1,k}^2 + 2y_{k-1,k}y_{k-1,k+1} + y_{k-1,k+1}^2 - y_{k-1,k}^2 + 2y_{k-1,k}y_{k-1,k+1} \\
&= y_{k-1,k+1}^2, \\
&-18y_{k-1,b}y_{k,b} - 4y_{k,k-1}^2 \\
&= -2(2y_{k-1} - y_k - y_{k+1})(2y_k - y_{k+1} - y_{k-1}) - 4(y_k - y_{k-1})^2 \\
&= -8y_{k-1}y_k + 4y_{k-1}y_{k+1} + 4y_{k-1}^2 + 4y_k^2 - 2y_ky_{k+1} - 2y_ky_{k-1} \\
&\quad + 4y_{k+1}y_k - 2y_{k+1}^2 - 2y_{k+1}y_{k-1} - 4y_k^2 + 8y_ky_{k-1} - 4y_{k-1}^2 \\
&= -2y_ky_{k-1} + 2y_{k+1}y_{k-1} + 2y_ky_{k+1} - 2y_{k+1}^2 = 2y_{k-1,k+1}y_{k+1,k}, \\
&-2y_{k,k-1}^2 - 2y_{k,k-1}y_{k+1,k} \\
&= -2y_{k,k-1}(y_{k,k-1} + y_{k+1,k}) = -2y_{k+1,k-1}y_{k,k-1} = 2y_{k,k-1}y_{k-1,k+1},
\end{aligned}$$

which are the same coefficients as in  $A_1$ . Therefore, it holds  $B_1 = A_1$ . Similarly,  $C_1 = A_1$  follows from

$$\begin{aligned}
&9y_{k+1,b}^2 - y_{k+1,k}^2 + 2y_{k+1,k}y_{k-1,k+1} \\
&= (y_{k+1,k} + y_{k+1,k-1})^2 - y_{k+1,k}^2 + 2y_{k+1,k}y_{k-1,k+1} \\
&= y_{k+1,k}^2 + 2y_{k+1,k}y_{k+1,k-1} + y_{k+1,k-1}^2 - y_{k+1,k}^2 + 2y_{k+1,k}y_{k-1,k+1} \\
&= y_{k+1,k-1}^2, \\
&-2y_{k+1,k}^2 - 2y_{k+1,k}y_{k,k-1} \\
&= -2y_{k+1,k}(y_{k+1,k} + y_{k,k-1}) = -2y_{k+1,k}y_{k+1,k-1} = 2y_{k-1,k+1}y_{k+1,k}, \\
&-18y_{k,b}y_{k+1,b} - 4y_{k+1,k}^2 \\
&= -2(2y_k - y_{k+1} - y_{k-1})(2y_{k+1} - y_{k-1} - y_k) - 4(y_{k+1} - y_k)^2 \\
&= -8y_ky_{k+1} + 4y_ky_{k-1} + 4y_k^2 + 4y_{k+1}^2 - 2y_{k+1}y_{k-1} - 2y_{k+1}y_k \\
&\quad + 4y_{k-1}y_{k+1} - 2y_{k-1}^2 - 2y_{k-1}y_k - 4y_{k+1}^2 + 8y_{k+1}y_k - 4y_k^2 \\
&= 2y_ky_{k-1} - 2y_ky_{k+1} - 2y_{k-1}^2 + 2y_{k-1}y_{k+1} = 2y_{k-1,k+1}y_{k,k-1}.
\end{aligned}$$

$A_3 = B_3 = C_3$ : follows analogously with  $y$  replaced by  $x$ ; a double ‘ $-$ ’ cancels out.

Finally, we consider  $A_2$ ,  $B_2$ , and  $C_2$ : and get

$$\begin{aligned}
A_2 &= \left( \underline{F}_k (\hat{D}_2 \hat{\Phi}_0)(\hat{a}_b) \underline{H}_k \underline{M}_k \right)_2: \\
&= \frac{1}{54\mu^2} \left( 6x_{k-1,k+1}y_{k-1,k+1}(c^k + 2b_{k+1}^k + 2b_{k-1}^k)^\top \right. \\
&\quad \left. + 6x_{k-1,k+1}(-y_{k-1,k+1}c^k + y_{k,k-1}b_{k+1}^k + y_{k+1,k}b_{k-1}^k)^\top \right. \\
&\quad \left. - 6y_{k-1,k+1}(x_{k-1,k+1}c^k - x_{k,k-1}b_{k+1}^k - x_{k+1,k}b_{k-1}^k)^\top \right) \\
&= \frac{1}{9\mu^2} \left( -x_{k-1,k+1}y_{k-1,k+1}c^k + (x_{k-1,k+1}y_{k,k+1} + x_{k,k+1}y_{k-1,k+1})b_{k+1}^k \right. \\
&\quad \left. + (x_{k-1,k+1}y_{k-1,k} + x_{k-1,k}y_{k-1,k+1})b_{k-1}^k \right)^\top, \\
B_2 &= \left( \underline{F}_{k+1} (\hat{D}_2 \hat{\Phi}_2)(\hat{a}_b) \underline{H}_{k+1} + \underline{F}_{k+1} (\hat{D}_2 \hat{\beta})(\hat{a}_b)(b_{k+1}^k)^\top \right. \\
&\quad \left. + \underline{F}_{k+1} (\hat{D}_2 \hat{\Phi}_0)(\hat{a}_b) \underline{H}_{k+1} \underline{M}_k \right)_2: \\
&= -\frac{1}{\mu^2} x_{k-1,b}y_{k-1,b}(c^k)^\top + \frac{1}{\mu^2} (x_{k-1,b}y_{k,b} + x_{k,b}y_{k-1,b})(b_{k+1}^k)^\top \\
&\quad + \frac{1}{54\mu^2} \left( 6x_{k,k-1}y_{k,k-1}(c^k + 2b_{k+1}^k + 2b_{k-1}^k) \right. \\
&\quad \left. + 6x_{k,k-1}(-y_{k-1,k+1}c^k + y_{k,k-1}b_{k+1}^k + y_{k+1,k}b_{k-1}^k) \right. \\
&\quad \left. + 6y_{k,k-1}(-x_{k-1,k+1}c^k + x_{k,k-1}b_{k+1}^k + x_{k+1,k}b_{k-1}^k) \right)^\top \\
&= \frac{1}{9\mu^2} \left( (-9x_{k-1,b}y_{k-1,b} + x_{k,k-1}y_{k,k-1} - x_{k,k-1}y_{k-1,k+1} - x_{k-1,k+1}y_{k,k-1})c^k \right. \\
&\quad \left. + (9x_{k-1,b}y_{k,b} + 9x_{k,b}y_{k-1,b} + 4x_{k,k-1}y_{k,k-1})b_{k+1}^k \right. \\
&\quad \left. + (2x_{k,k-1}y_{k,k-1} + x_{k,k-1}y_{k+1,k} + x_{k+1,k}y_{k,k-1})b_{k-1}^k \right)^\top, \\
C_2 &= \left( \underline{F}_{k-1} (\hat{D}_2 \hat{\Phi}_1)(\hat{a}_b) \underline{H}_{k-1} + \underline{F}_{k-1} (\hat{D}_2 \hat{\beta})(\hat{a}_b)(b_{k-1}^k)^\top \right. \\
&\quad \left. + \underline{F}_{k-1} (\hat{D}_2 \hat{\Phi}_0)(\hat{a}_b) \underline{H}_{k-1} \underline{M}_k \right)_2: \\
&= -\frac{1}{\mu^2} x_{k+1,b}y_{k+1,b}(c^k)^\top + \frac{1}{\mu^2} (x_{k+1,b}y_{k,b} + x_{k,b}y_{k+1,b})(b_{k-1}^k)^\top \\
&\quad + \frac{1}{54\mu^2} \left( 6x_{k+1,k}y_{k+1,k}(c^k + 2b_{k+1}^k + 2b_{k-1}^k) \right. \\
&\quad \left. + 6x_{k+1,k}(-y_{k-1,k+1}c^k + y_{k,k-1}b_{k+1}^k + y_{k+1,k}b_{k-1}^k) \right. \\
&\quad \left. + 6y_{k+1,k}(-x_{k-1,k+1}c^k + x_{k,k-1}b_{k+1}^k + x_{k+1,k}b_{k-1}^k) \right)^\top \\
&= \frac{1}{9\mu^2} \left( (-9x_{k+1,b}y_{k+1,b} + x_{k+1,k}y_{k+1,k} - x_{k+1,k}y_{k-1,k+1} - x_{k-1,k+1}y_{k+1,k})c^k \right. \\
&\quad \left. + (2x_{k+1,k}y_{k+1,k} + x_{k+1,k}y_{k,k-1} + x_{k,k-1}y_{k+1,k})b_{k+1}^k \right. \\
&\quad \left. + (9x_{k+1,b}y_{k,b} + 9x_{k,b}y_{k+1,b} + 4x_{k+1,k}y_{k+1,k})b_{k-1}^k \right)^\top.
\end{aligned}$$

As above, a comparison of coefficients gives

$$\begin{aligned}
& -9x_{k-1,b}y_{k-1,b} + x_{k,k-1}y_{k,k-1} - x_{k,k-1}y_{k-1,k+1} - x_{k-1,k+1}y_{k,k-1} \\
& = -(x_{k-1,k} + x_{k-1,k+1})(y_{k-1,k} + y_{k-1,k+1}) + x_{k,k-1}y_{k,k-1} \\
& \quad - x_{k,k-1}y_{k-1,k+1} - x_{k-1,k+1}y_{k,k-1} \\
& = -x_{k-1,k}y_{k-1,k} - x_{k-1,k}y_{k-1,k+1} - x_{k-1,k+1}y_{k-1,k} - x_{k-1,k+1}y_{k-1,k+1} \\
& \quad + x_{k,k-1}y_{k,k-1} - x_{k,k-1}y_{k-1,k+1} - x_{k-1,k+1}y_{k,k-1} \\
& = -x_{k-1,k+1}y_{k-1,k+1}, \\
& 9x_{k-1,b}y_{k,b} + 9x_{k,b}y_{k-1,b} + 4x_{k,k-1}y_{k,k-1} \\
& = (2x_{k-1} - x_k - x_{k+1})(2y_k - y_{k+1} - y_{k-1}) \\
& \quad + (2x_k - x_{k+1} - x_{k-1})(2y_{k-1} - y_k - y_{k+1}) + 4(x_k - x_{k-1})(y_k - y_{k-1}) \\
& = 4x_{k-1}y_k - 2x_{k-1}y_{k+1} - 2x_{k-1}y_{k-1} - 2x_ky_k + x_ky_{k+1} + x_ky_{k-1} \\
& \quad - 2x_{k+1}y_k + x_{k+1}y_{k+1} + x_{k+1}y_{k-1} \\
& \quad + 4x_ky_{k-1} - 2x_{k+1}y_{k-1} - 2x_{k-1}y_{k-1} - 2x_ky_k + x_{k+1}y_k + x_{k-1}y_k \\
& \quad - 2x_ky_{k+1} + x_{k+1}y_{k+1} + x_{k-1}y_{k+1} \\
& \quad + 4x_ky_k - 4x_ky_{k-1} - 4x_{k-1}y_k + 4x_{k-1}y_{k-1} \\
& = (x_{k-1}y_k - x_{k-1}y_{k+1} - x_{k+1}y_k + x_{k+1}y_{k+1}) \\
& \quad + (x_ky_{k-1} - x_ky_{k+1} - x_{k+1}y_{k-1} + x_{k+1}y_{k+1}) \\
& = x_{k-1,k+1}y_{k,k+1} + x_{k,k+1}y_{k-1,k+1}, \\
& 2x_{k,k-1}y_{k,k-1} + x_{k,k-1}y_{k+1,k} + x_{k+1,k}y_{k,k-1} \\
& = x_{k,k-1}(y_{k,k-1} + y_{k+1,k}) + (x_{k,k-1} + x_{k+1,k})y_{k,k-1} \\
& = x_{k,k-1}y_{k+1,k-1} + x_{k+1,k-1}y_{k,k-1} \\
& = x_{k-1,k}y_{k-1,k+1} + x_{k-1,k+1}y_{k-1,k},
\end{aligned}$$

which shows  $B_2 = A_2$ . Similarly, one gets

$$\begin{aligned}
& -9x_{k+1,b}y_{k+1,b} + x_{k+1,k}y_{k+1,k} - x_{k+1,k}y_{k-1,k+1} - x_{k-1,k+1}y_{k+1,k} \\
& = -(x_{k+1,k} + x_{k+1,k-1})(y_{k+1,k} + y_{k+1,k-1}) + x_{k+1,k}y_{k+1,k} \\
& \quad - x_{k+1,k}y_{k-1,k+1} - x_{k-1,k+1}y_{k+1,k} \\
& = -x_{k+1,k}y_{k+1,k} - x_{k+1,k}y_{k+1,k-1} - x_{k+1,k-1}y_{k+1,k} - x_{k-1,k+1}y_{k-1,k+1} \\
& \quad + x_{k+1,k}y_{k+1,k} - x_{k+1,k}y_{k-1,k+1} - x_{k-1,k+1}y_{k+1,k} \\
& = -x_{k-1,k+1}y_{k-1,k+1}, \\
& 2x_{k+1,k}y_{k+1,k} + x_{k+1,k}y_{k,k-1} + x_{k,k-1}y_{k+1,k} \\
& = x_{k+1,k}(y_{k+1,k} + y_{k,k-1}) + (x_{k+1,k} + x_{k,k-1})y_{k+1,k} \\
& = x_{k+1,k}y_{k+1,k-1} + x_{k+1,k-1}y_{k+1,k} \\
& = x_{k-1,k+1}y_{k,k+1} + x_{k,k+1}y_{k-1,k+1},
\end{aligned}$$

$$\begin{aligned}
& 9x_{k+1,b}y_{k,b} + 9x_{k,b}y_{k+1,b} + 4x_{k+1,k}y_{k+1,k} \\
&= (2x_{k+1} - x_k - x_{k-1})(2y_k - y_{k+1} - y_{k-1}) \\
&\quad + (2x_k - x_{k+1} - x_{k-1})(2y_{k+1} - y_k - y_{k-1}) \\
&\quad + 4(x_{k+1} - x_k)(y_{k+1} - y_k) \\
&= 4x_{k+1}y_k - 2x_{k+1}y_{k+1} - 2x_{k+1}y_{k-1} - 2x_ky_k + x_ky_{k+1} + x_ky_{k-1} \\
&\quad - 2x_{k-1}y_k + x_{k-1}y_{k+1} + x_{k-1}y_{k-1} \\
&\quad + 4x_ky_{k+1} - 2x_{k+1}y_{k+1} - 2x_{k-1}y_{k+1} - 2x_ky_k + x_{k+1}y_k + x_{k-1}y_k \\
&\quad - 2x_ky_{k-1} + x_{k+1}y_{k-1} + x_{k-1}y_{k-1} \\
&\quad + 4x_{k+1}y_{k+1} - 4x_{k+1}y_k - 4x_ky_{k+1} + 4x_ky_k \\
&= (x_{k-1}y_{k-1} - x_{k-1}y_{k+1} - x_ky_{k-1} + x_ky_{k+1}) \\
&\quad + (x_{k-1}y_{k-1} - x_{k-1}y_k - x_{k+1}y_{k-1} + x_{k+1}y_k) \\
&= x_{k-1,k}y_{k-1,k+1} + x_{k-1,k+1}y_{k-1,k},
\end{aligned}$$

which shows  $C_2 = A_2$ .

In summary we have shown  $\underline{A} = \underline{B} = \underline{C}$  or

$$(D_2\Psi_k|_{T_1})(\hat{a}_b) = (D_2\Psi_k|_{T_2})(\hat{a}_b) = (D_2\Psi_k|_{T_3})(\hat{a}_b) \quad \forall k = 1, 2, 3.$$

This proves the stated hypothesis

$$(D_2\Psi|_{T_1})(\hat{a}_b) = (D_2\Psi|_{T_2})(\hat{a}_b) = (D_2\Psi|_{T_3})(\hat{a}_b).$$

## References

- [1] R. W. Clough and J. L. Tocher. Finite element stiffness matrices for analysis of plates in bending. In *Proceedings of the Conference on Matrix Methods in Structural Mechanics*, pages 515–545, 1965.
- [2] A. Meyer. A simplified calculation of reduced HCT-basis functions in a finite element context. *Computational Methods in Applied Mathematics*, 12(4):486–499, 2012.
- [3] M. Weise. *Adaptive FEM for fibre-reinforced 3D structures and laminates*. Dissertation, Technische Universität Chemnitz, 2014.  
<http://nbn-resolving.de/urn:nbn:de:bsz:ch1-qucosa-150439>.



Some titles in this CSC and the former SFB393 preprint series:

- 08-01 P. Benner, M. Döhler, M. Pester, J. Saak. PLiCMR - Usage on CHiC. July 2008.
- 08-02 T. Eibner. A fast and efficient algorithm to compute BPX- and overlapping preconditioner for adaptive 3D-FEM. June 2008.
- 08-03 A. Meyer. Hierarchical Preconditioners and Adaptivity for Kirchhoff-Plates. September 2008.
- 08-04 U.-J. Görke, A. Bucher, R. Kreißig. Ein numerischer Vergleich alternativer Formulierungen des Materialmodells der anisotropen Elastoplastizität bei großen Verzerrungen. September 2008.
- 08-05 U.-J. Görke, R. Landgraf, R. Kreißig. Thermodynamisch konsistente Formulierung des gekoppelten Systems der Thermoelastoplastizität bei großen Verzerrungen auf der Basis eines Substrukturkonzepts. Oktober 2008.
- 08-06 M. Meyer, J. Müller. Identification of mechanical strains by measurements of a deformed electrical potential field. November 2008.
- 08-07 M. Striebel, J. Rommes. Model order reduction of nonlinear systems: status, open issues, and applications. November 2008.
- 08-08 P. Benner, C. Effenberger. A rational SHIRA method for the Hamiltonian eigenvalue problem. December 2008.
- 09-01 R. Unger. Obstacle Description with Radial Basis Functions for Contact Problems in Elasticity. January 2009.
- 09-02 U.-J. Görke, S. Kaiser, A. Bucher, R. Kreißig. A fast and efficient algorithm to compute BPX- and overlapping preconditioner for adaptive 3D-FEM. February 2009.
- 09-03 J. Glänzel. Kurzvorstellung der 3D-FEM Software SPC-PM3AdH-XX. January 2009.
- 09-04 P. Benner, Th. Mach. On the QR Decomposition of H-Matrices. July 2009.
- 09-05 M. Meyer. Parameter identification problems for elastic large deformations - Part I: Model and solution of the inverse problem. October 2009.
- 09-06 M. Meyer. Parameter identification problems for elastic large deformations - Part II: Numerical solution and results. November 2009.
- 09-07 P. Benner, S. Hein. Model predictive control based on an LQG design for time-varying linearizations. November 2009.
- 09-08 U. Baur, C. A. Beattie, P. Benner, S. Gugercin. Interpolatory Projection Methods for Parameterized Model Reduction. November 2009.
- 09-09 J. Saak, S. Schlömer. RRQR-MEX - Linux and Windows 32bit Matlab Mex-Files for the rank revealing QR factorization. December 2009.

- 09-10 M. Köhler, J. Saak. Efficiency improving implementation techniques for large scale matrix equation solvers. December 2009.
- 09-11 P. Benner, H. Faßbender. On the numerical solution of large-scale sparse discrete-time Riccati equations. December 2009.
- 10-01 A. Meyer, P. Steinhorst. Modellierung und Numerik wachsender Risse bei piezoelektrischem Material. May 2010.
- 10-02 M. Balg, A. Meyer. Numerische Simulation nahezu inkompressibler Materialien unter Verwendung von adaptiver, gemischter FEM. June 2010.
- 10-03 M. Weise, A. Meyer. Grundgleichungen für transversal isotropes Materialverhalten. July 2010.
- 10-04 M. K. Bernauer, R. Herzog. Optimal Control of the Classical Two-Phase Stefan Problem in Level Set Formulation. October 2010.
- 11-01 P. Benner, M.-S. Hossain, T. Stykel. Low-rank iterative methods of periodic projected Lyapunov equations and their application in model reduction of periodic descriptor systems. February 2011.
- 11-02 G. Of, G. J. Rodin, O. Steinbach, M. Taus. Coupling Methods for Interior Penalty Discontinuous Galerkin Finite Element Methods and Boundary Element Methods. September 2011.
- 12-01 J. Rückert, A. Meyer. Kirchhoff Plates and Large Deformation. April 2012.
- 12-02 A. Meyer. The Koiter shell equation in a coordinate free description. February 2012.
- 12-03 M. Balg, A. Meyer. Fast simulation of (nearly) incompressible nonlinear elastic material at large strain via adaptive mixed FEM. July 2012.
- 13-01 A. Meyer. The Koiter shell equation in a coordinate free description – extended. September 2013.
- 13-02 R. Schneider. With a new refinement paradigm towards anisotropic adaptive FEM on triangular meshes. September 2013.
- 13-03 A. Meyer. The linear Naghdi shell equation in a coordinate free description. November 2013.
- 14-01 A. Meyer. Programmbeschreibung SPC-PM3-AdH-XX - Teil 1. March 2014.
- 14-02 A. Meyer. Programmbeschreibung SPC-PM3-AdH-XX - Teil 2. To appear.
- 14-03 J. Glänzel, R. Unger. High Quality FEM-Postprocessing and Visualization Using a Gnuplot Based Toolchain. July 2014.

The complete list of CSC and SFB393 preprints is available via  
<http://www.tu-chemnitz.de/mathematik/csc/>



